



Mandatory reporting by hospitals in Canada, December 16, 2019 - May 31, 2022

of 884 HOSPITALS

292 (33 %) reporting MDIs / 453 (51 %) reporting ADRs



16 072 REPORTS

4 482 (28 %) MDI + 11 590 (72 %) ADR



521 FATAL

48 (1 %) MDI + 473 (4 %) ADR



2 896 LIFE-THREATENING

528 (12 %) MDI + 2 370 (20 %) ADR

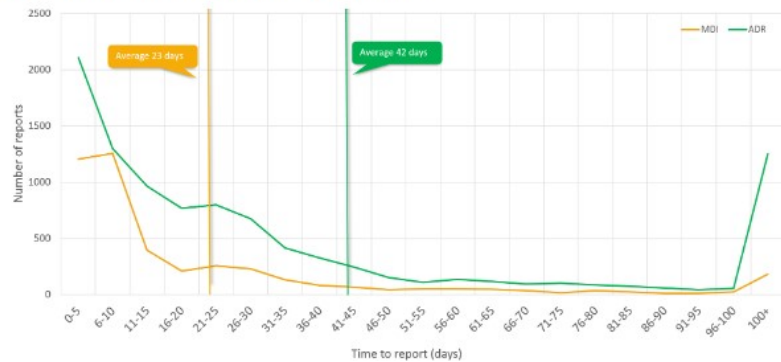


Reports received over time



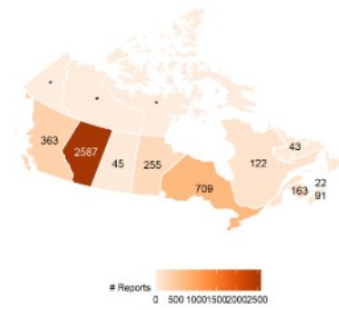
December 2019 data do not reflect a complete month of data.

Days between MDI/ADR documentation and report submission to Health Canada



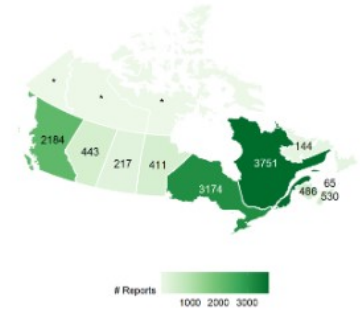
Reports with more than 100 days between documentation and submission are grouped in the same category of 100+ days.

of MDI reports by province



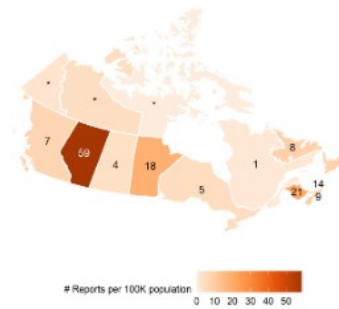
* n < 10

of ADR reports by province



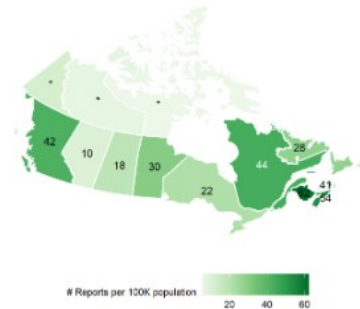
* n < 10

MDI reporting rate by province (per 100,000 population)



* n < 10

ADR reporting rate by province (per 100,000 population)



* n < 10

TOP 5 device categories reported in MDI reports

2 888 GENERAL HOSPITAL

345 CARDIOVASCULAR

336 GENERAL + PLASTIC SURGERY

272 GASTROENTEROLOGY + UROLOGY

180 ANESTHESIOLOGY

TOP 5 ATC* groups of suspect products in ADR reports

4 811 ANTINEOPLASTIC AGENTS

1 796 ANTIBACTERIALS FOR SYSTEMIC USE

1 512 ANTITHROMBOTIC AGENTS

666 ANALGESICS

630 DRUGS USED IN DIABETES

* MDI = Medical device incident, ADR = Adverse drug reaction, ATC = Anatomical Therapeutic Chemical classification system (more info at <https://www.whocc.no>)